






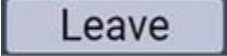



NOW YOU ARE AT YOUR TABLE YOU WILL SEE THESE ICONS NEXT TO YOUR NAME.

	This turns your camera off or on		This turns your microphone off or on
	This turns off or on your view of everybody else (they can still see you)		This refreshes all of your video feeds (use if they are stuck)
	This lets you chat to your table. If you are on a PC, the chat bar is already displayed, since the window is wider/bigger.	REFRESH NOTE	Only click the refresh next to your name. If you click the browser refresh you will be taken out of RealBridge and will have to log in again.
	Use this button to ask the opponents to let you change your bid or play		Calls for a Director
	Sends you back to the lobby (the place where you first arrived, you can then rejoin your table or join another one.		This lets you adjust a player's volume for just you (nobody else is affected).



THERE IS ALSO A SETTINGS TAB LOCATED UNDER THE ALERT WHERE YOU CAN CHANGE THINGS TO YOUR PREFERENCES

Settings

Display style

- Detailed cards
- Simplified cards

As defender, see dummy

- Facing declarer
- Facing me

As declarer, see dummy as

- Vertical suits (traditional layout)
- Horizontal hand

Input style

- One click or tap
- Two taps
 - confirm bid to make by tapping on bidding card
 - confirm card to play by tapping table

OK

Cancel